

TrainChief plus+™

ENABLED TECHNOLOGY



LOCOMOTIVE REMOTE CONTROL

The TrainChief@plus+™ is a fully integrated remote control locomotive system installed inside the locomotive's cab. Proudly Made in America!
























800-233-3016
814-362-6811
Fax: 814-368-4133

 www.controlchief.com

 Control Chief Corporation
200 Williams Street
Bradford, PA 16701



FEATURES & BENEFITS

-  Single Cabinet
-  Throttle, independent brake & train-line brake control
-  Directional change
-  Sand, bell and horn controls
-  Emergency switch
-  "In-Control" safety feature
-  Tilt alarm and tilt extent
-  Man-down alarm
-  LED diagnostic display
-  Communication range at distances up to 3,500 feet
-  Embedded system diagnostics
-  Operational feedback to OCU transmitter FRA CFR 229.15 compliant*
-  EXPANDED OPTIONS - Requires select expanded options
-  Remote man-down alarm
-  Selective dual control (pitch & catch)
-  Data logging, local diagnostics
-  Headlight control
-  Extended range
-  Status lights
-  Uncouple control
-  Engine protection package
-  Speed limiting / Speed control

TRANSMITTER OPTIONS



Lightweight OCU BTRR and SCRR



Lightweight OCU BTIND and DBT

*Requires select expanded options