

TELECHIEF® SERIES

Industrial Wireless Radio Remote Control System

TM2200HT

Features & Benefits

- Long range operation of up to 330 ft. (100 meters)
- Water resistant
- 2-speed pushbutton with distinct position feedback
- Operation frequency: 310 ~ 320 MHz fully compliant with FCC Part 15 & CE European directive (non-licensed system)
- Removable magnetic key
- Red mushroom pushbutton (mainline contactor control)
- Available in either AC or DC
- IP65 rated enclosure
- 32-bit security code (4.1 billion addresses)
- Error detection and correction
- 1 year warranty from date of purchase

Safety

The wireless technology incorporates the latest advancements in RF and microprocessor design. Such features as jammed push button detection, low battery alert, and unique 32-bit ID codes all insure safe wireless operation of your equipment. Most of all, wireless technology removes the operator from harm's way. The operator can choose the safest and most convenient operation position.

Reliability

Extensive use of surface mount technology and advanced digital technology reduces the part count and simplifies design. All circuitry is shock-proof mounted within a rigid glass filled nylon enclosure for long service life. This commitment to reliability is backed by a 1-year warranty, the best in the industry.

**CONTROL
CHIEF** 
WIRELESS SOLUTIONS

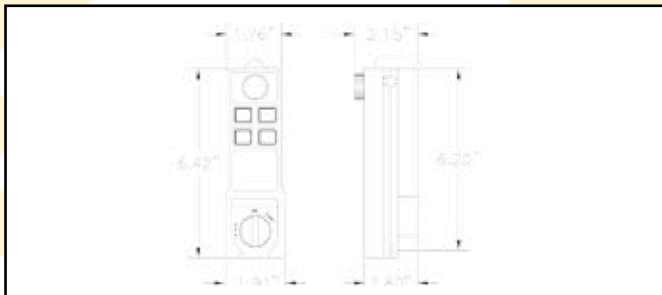
TELECHIEF® SERIES

Technical Specifications

Transmitter Specifications

- Very lightweight with batteries
- Runs on 2 standard AA alkaline batteries
- Dimensions: 6.5 x 2 x 2.2 (H x W x D)
- Internal antenna
- Shock resistant design
- Long battery life

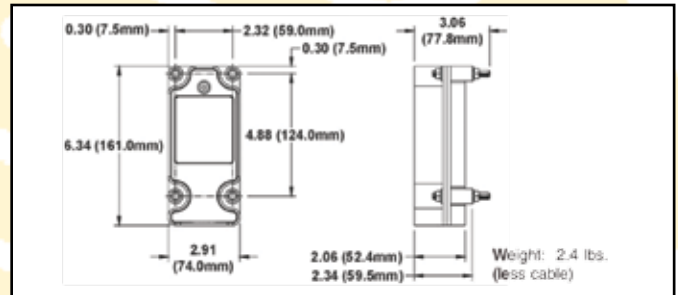
Transmitter Dimensions



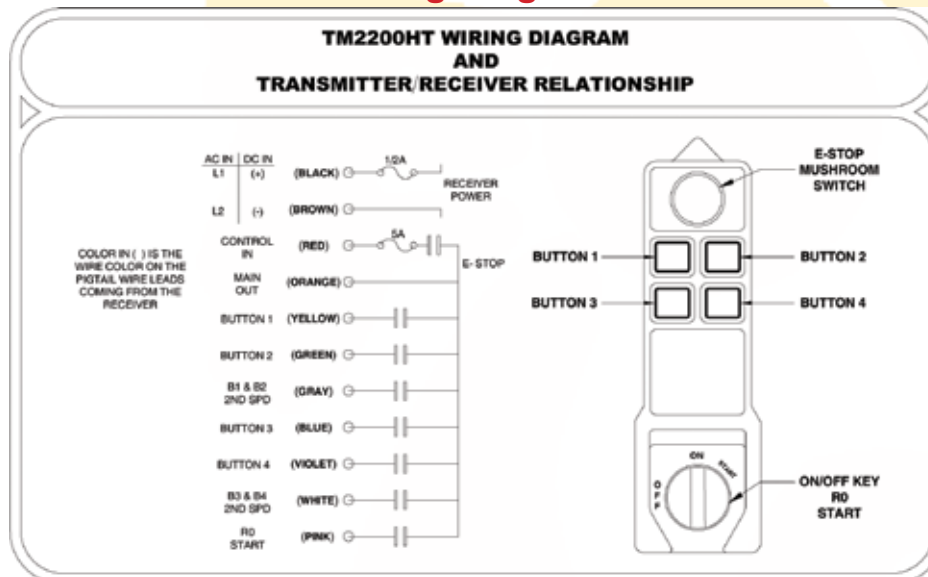
Receiver Specifications

- Multiple supply voltages: Available in AC or DC power
- Power-on/mainline contact
- LED display of power and contact closure status
- Dimensions: 6.5" x 3" x 2" (H x W x D)
- Pre-wired 6 ft. (1.83 meter) cable
- Control relay rating: 10A @ 125 VAC, 8A @ 30 VDC
- 4-point shock mount design for demanding mobile and industrial applications

Receiver Dimensions



Wiring Diagrams



Wiring diagrams for reference only - not for installation



www.controlchief.com

WIRELESS SOLUTIONS

200 Williams Street
Bradford, PA 16701
800.233.3016 • 814.362.6811
Fax: 814.368.4133

